
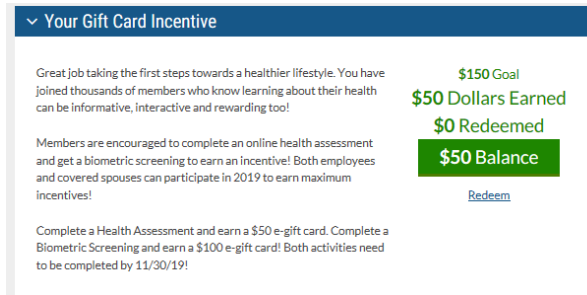


Guide to Redeeming E-gift Card

1. Login to ActiveHealth portal at www.myactivehealth.com/stateofindiana.
2. Click the  icon for Rewards Center
3. In the “Your Gift Card Incentive” section click “Redeem”



Great job taking the first steps towards a healthier lifestyle. You have joined thousands of members who know learning about their health can be informative, interactive and rewarding too!

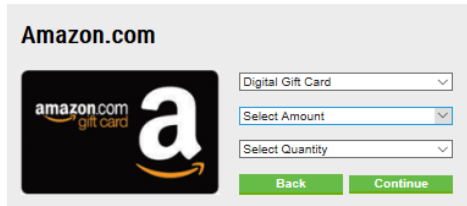
Members are encouraged to complete an online health assessment and get a biometric screening to earn an incentive! Both employees and covered spouses can participate in 2019 to earn maximum incentives!

Complete a Health Assessment and earn a \$50 e-gift card. Complete a Biometric Screening and earn a \$100 e-gift card! Both activities need to be completed by 11/30/19!

\$150 Goal
\$50 Dollars Earned
\$0 Redeemed
\$50 Balance

[Redeem](#)

4. Select the E-gift card you wish to receive
5. Select the amount of the reward you want to redeem



Amazon.com

amazon.com gift card

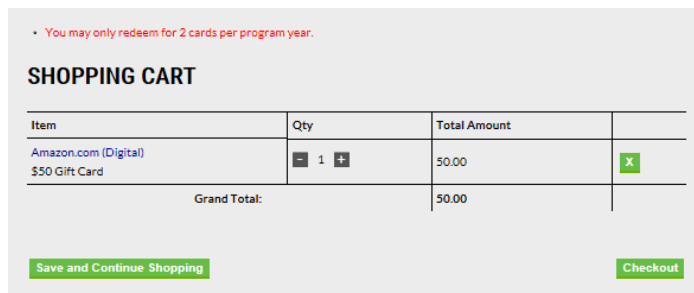
Digital Gift Card

Select Amount

Select Quantity

Back Continue

6. Confirm your selection and click “Checkout” when ready



• You may only redeem for 2 cards per program year.

SHOPPING CART

Item	Qty	Total Amount	
Amazon.com (Digital) \$50 Gift Card	- 1 +	50.00	X
Grand Total:		50.00	

Save and Continue Shopping Checkout

7. Enter and verify your name, email address, street address, and phone number
8. Review your information and click “Checkout”
9. You will receive a confirmation email from StateofIndianaReward@augeoincent.com as well as an email containing your e-gift card code from donotreply@vcdelivery.com.