
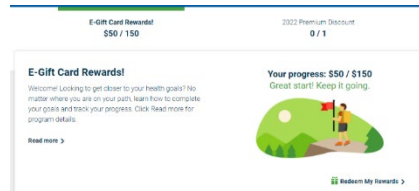
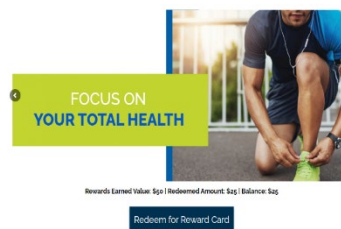


Guide to Redeeming Gift Card

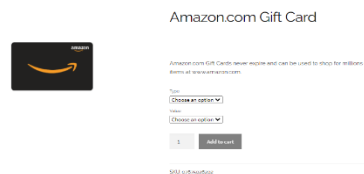
1. Login to ActiveHealth portal at www.myactivehealth.com/stateofindiana.
2. Click the  icon for Rewards Center.
3. In the “E-Gift Card Rewards!” section click “Redeem My Rewards”.



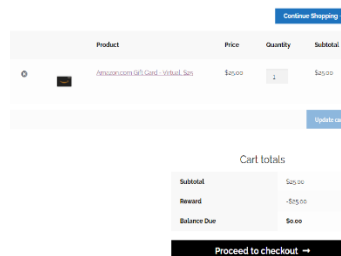
4. Next click “Redeem for Reward Card”.



5. Select the card you want to redeem.
6. Select the amount of the reward you want to redeem.



7. Confirm your selection and click “Proceed to checkout” when ready.



8. Confirm your name and email address. If you want to use a different email address, you need to make that change in your ActiveHealth profile. When all information is correct, click “Place order”.
9. You will receive a confirmation email as well as an email containing your e-gift card code from aetnarewards@blackhawkrewards.com.